



SRJ(N)

SDRJ

RJC

RTU

SSU

MSRJ

특징 (Character)

ADAPTER 없이 표준 FINGER를 직접 결합할 수 있는 SWIVEL UNIT

- AF46 시리즈 표준제품(BP type)을 직접 부착할 수 있으며 180도 회전도 가능합니다. (주문시 방향지정)
- ADAPTER가 생략된 두께만큼 회전공간이 축소되어 공간 활용성이 우수하며 회전특성이 우수합니다.

용도에 적합한 FINGER 선택이 가능하며 사용자의 편의성 극대화

- SSU25에는 AF46-40가 기준이며 AF46-30 및 AF46-55 부착도 가능
- SSU30에는 AF46-55가 기준이며 AF46-30 및 AF46-40 부착도 가능
- SSU40에는 AF46-75가 기준이며 AF46-95 부착도 가능
- SSU50에는 AF46-95가 기준



Swivel unit can directly connect the standard finger without adapter

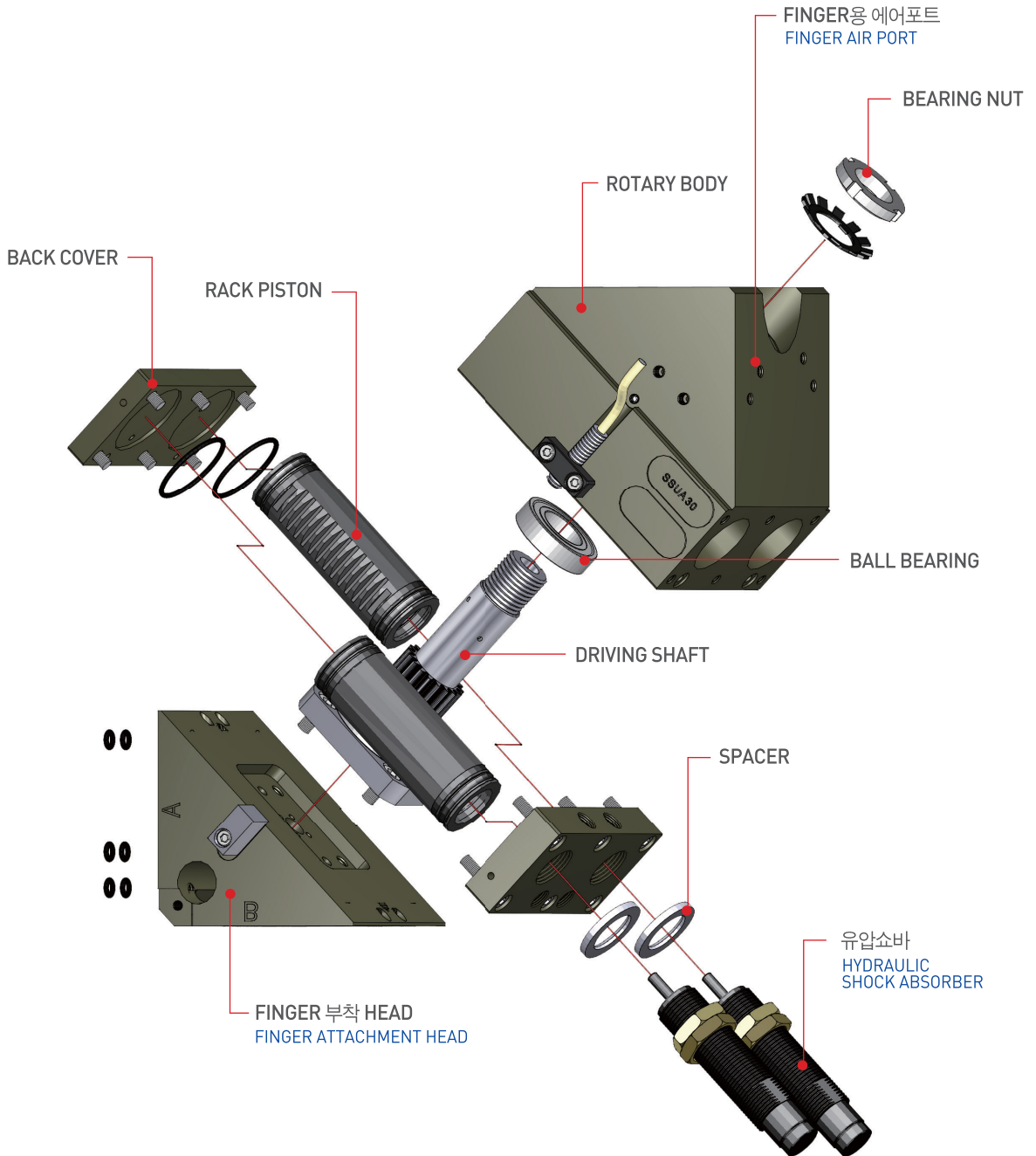
- It allows direct attachment of AF46 series standard product (BP type) and rotation within 180 degrees as well (Direction to be fixed when ordering)
- The rotation space is reduced by as much as the size of adapter omitted, resulting in the excellence in space utility and rotational characteristic.

Enables to select the finger suitable for application and maximizes the user`s convenience

- For SSU25, AF46-40 is its standard supply ; AF46-30 and AF46-55 are also adaptable.
- For SSU30, AF46-55 is its standard supply ; AF46-30 and AF46-40 are also adaptable.
- For SSU40, AF46-75 is its standard supply ; AF46-95 is also adaptable.
- For SSU50, AF46-95 is its standard .

부품분해도 (Exploded view)

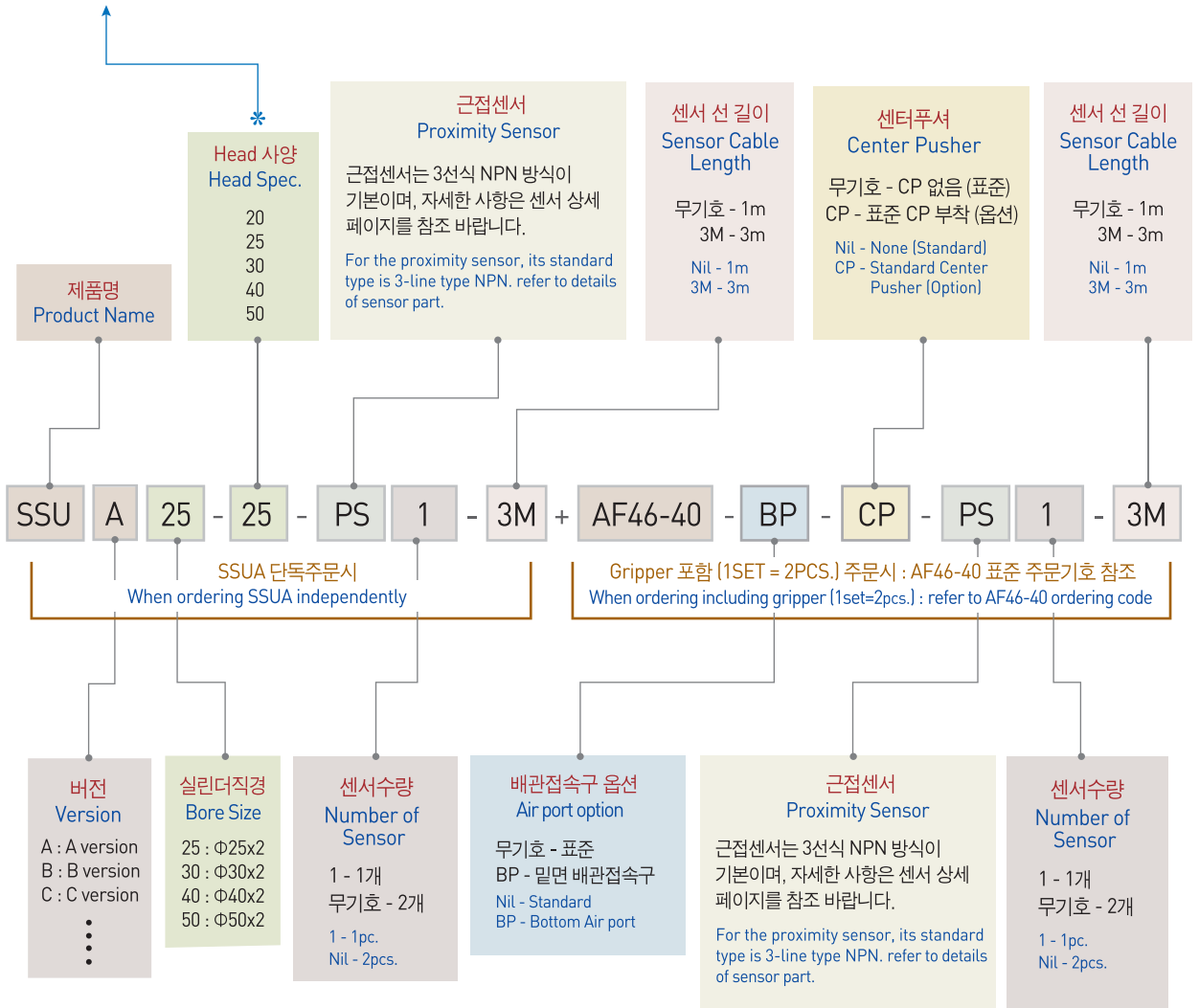
※ 본 분해도는 한 제품을 예시하였으므로 기종별로 차이가 있을 수 있습니다.
 ※ This is exploded view illustrates a certain product only. The contents may vary by product models.



주문기호 (Ordering Code)

Head 별 Gripper 부착 사양 Specification of attached gripper as per head	
20	AF46-30
25	AF46-40
30	AF46-55
40	AF46-75
50	AF46-95

제품별 부착가능 Head 사양 Specification of attached head as per product.	
SSU25	20, 25, 30 만 부착가능 Only can mounted 20,25,30
SSU30	20, 25, 30 만 부착가능 Only can mounted 20,25,30
SSU40	40, 50 만 부착가능 Only can mounted 40,50
SSU50	50 만 부착가능 Only can mounted 50



※ 상기 AF46타입 이외의 그리퍼 부착시 본사 문의 바랍니다.
Please contact with us, if you would like to use non-standard.

▣ 제품사양 (Specification)

P=공기압력(bar)
P=Air Pressure(bar)

제품명칭 Products Name	SSU25	SSU30	SSU40	SSU50	단위 Unit
실효토크 Actual Torque	0.95xP	1.58xP	3.64xP	7.01xP	N.m
적정부하 Propriety load	3	4	7	15	kg
최대부하 Maximum load	4	6	10	20	kg
제품중량 Weight	2.6	4.6	9.7	16.1	kg
회전시간 Turning Time	0.3 to 1.0	0.4 to 1.2	1.0 to 1.5	1.5 to 2.0	sec
배관접속구 Fitting Size	M5	M5	PF(G) 1/8	PF(G) 1/8	회전용 Rotation-use
배관접속구 Fitting Size	M5	PF(G) 1/8	PF(G) 1/8	PF(G) 1/8	그리퍼용 Gripper-use
공기소모량 Air consumption quantity	88.3	119.9	284.1	555.2	cm ³ /Cycle
속 압쇼바 Shock Absorber	M14x1.5p	M20x1.5p	M20x1.5p	M27x1.5p	
반복위치정밀도 Repetition Accuracy	±0.05				degree
사용압력 Operating pressure	3 to 7				bar
주위온도 Ambient temperature	-5 to 60				°C
윤활 Lubrication	무급유 Needleless				

반복정밀도 : 연속100회 작동 후 측정치
After 100 consecutive strokes to end positions

- 1) 적정 부하는 기본형 FINGER 부착시 회전속도 및 충격을 제어할 수 있는 대상물의 중량입니다.
- 2) 최대 부하는 충격량의 완전한 제어가 불가능하며 저속에서 사용가능한 대상물의 중량입니다.
- 3) 실효 토크는 이론상의 계산치와 실측정치를 보간법(補間法)으로 표시한 값입니다.

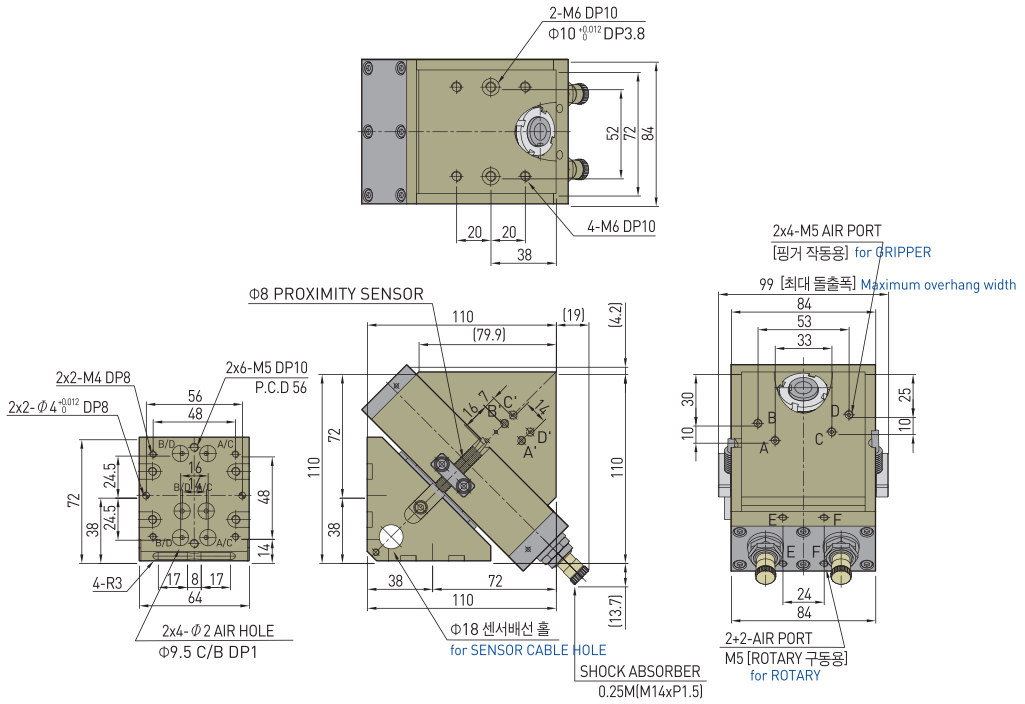
- 1) Floor load is the weight of the subject that may control rotary speed and impact with a basic finger mounted.
- 2) Maximum load is the weight of the subject ; impact of which may not be completely controlled but can be used at a low speed.
- 3) Effective torque is the values of theoretically calculated torque and actually measured torque using the interpolation method.

▣ NOTE

SSUA-25-25

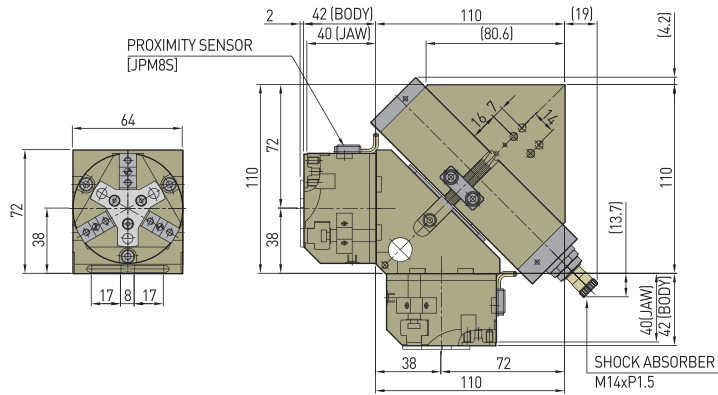
동봉오링 = S-7x12개
 Enclosed O-ring = S-7x12개

SRJ(N)
SDRJ
RJC
RTU
SSU
MSRJ



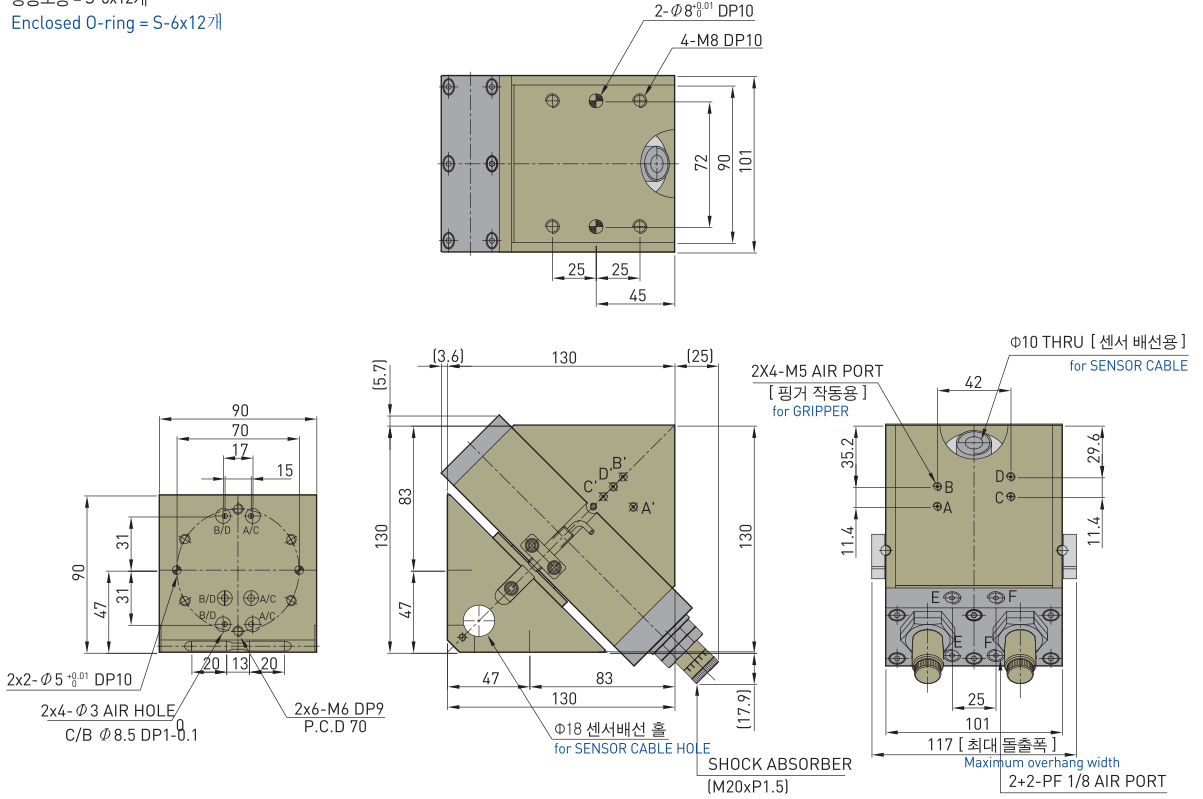
SSUA25-25+AF46-40-BP

공작물의 중량 = 2 kg
 Work Weight = 2 kg



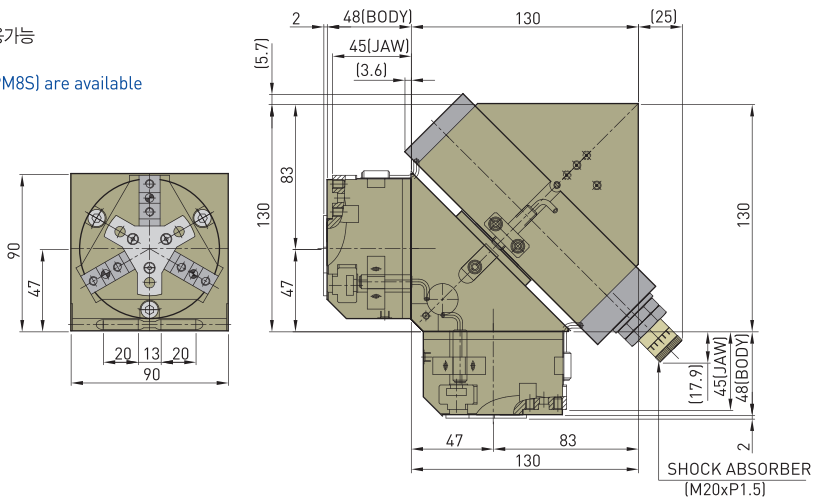
SSUA-30-30

동봉오링 = S-6x12개
 Enclosed O-ring = S-6x12개



SSUA30-30+AF46-55-BP

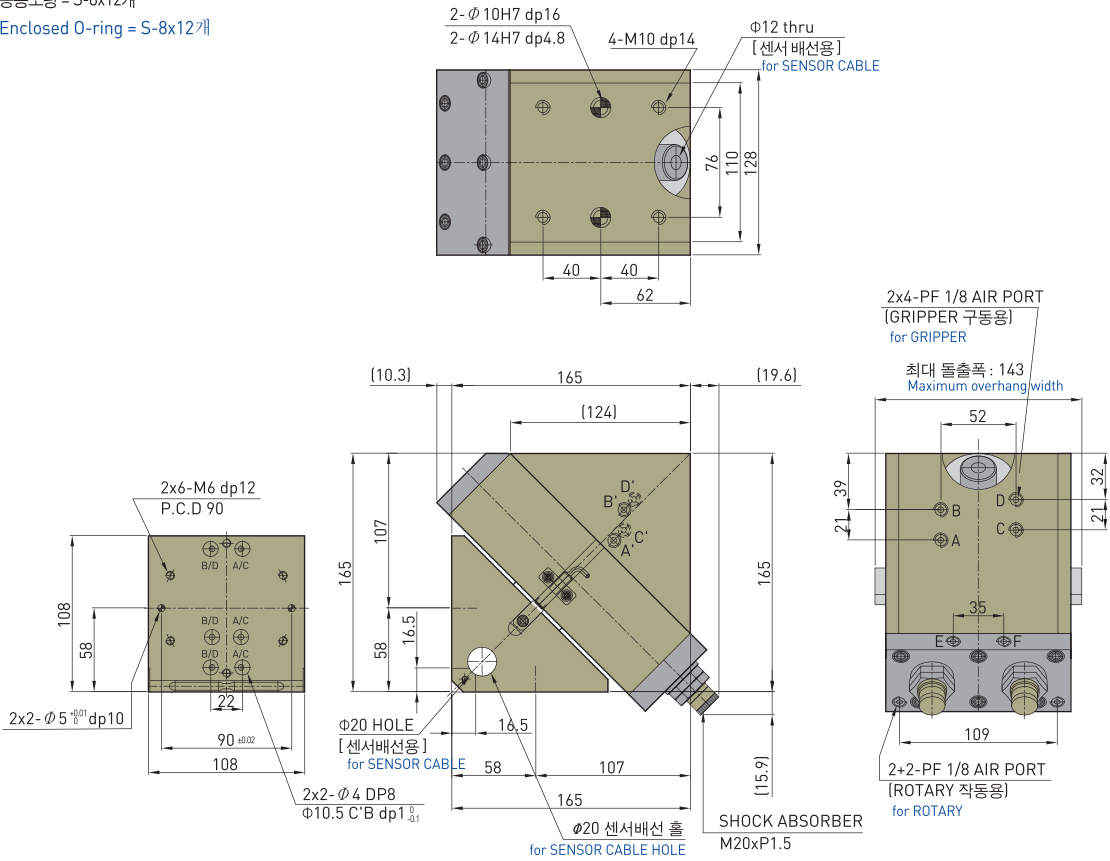
공작물의 중량= 4 kg
 근접센서(JPM8S) 사용가능
 Work Weight = 4 kg
 Proximity sensor(JPM8S) are available



SSUB-40-40

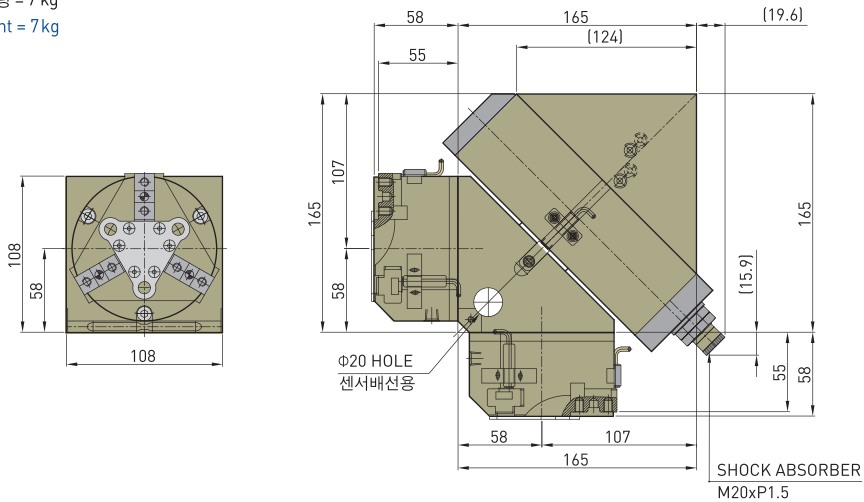
동봉오링 = S-8x12개
 Enclosed O-ring = S-8x12개

SRJ(N)
SDRJ
RJC
RTU
SSU
MSRJ



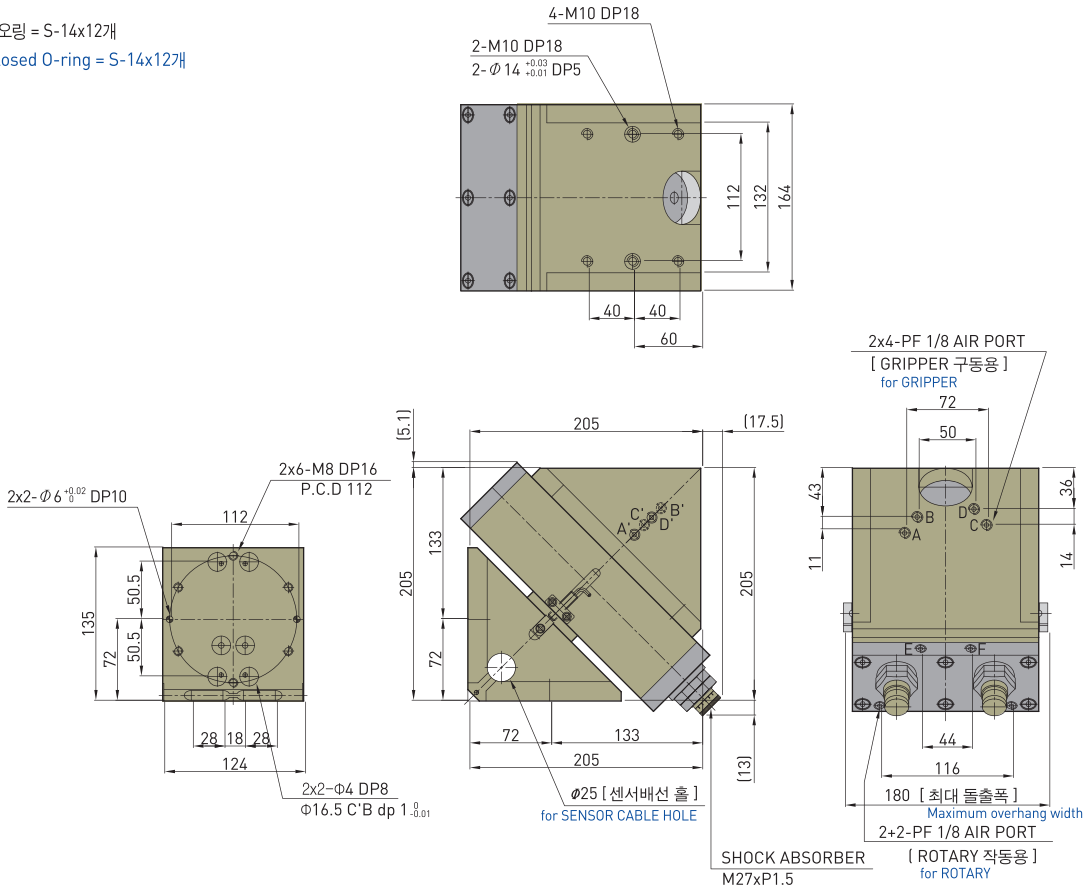
SSUB40-40+AF46-75-BP

공작물의 중량 = 7 kg
 Work Weight = 7 kg



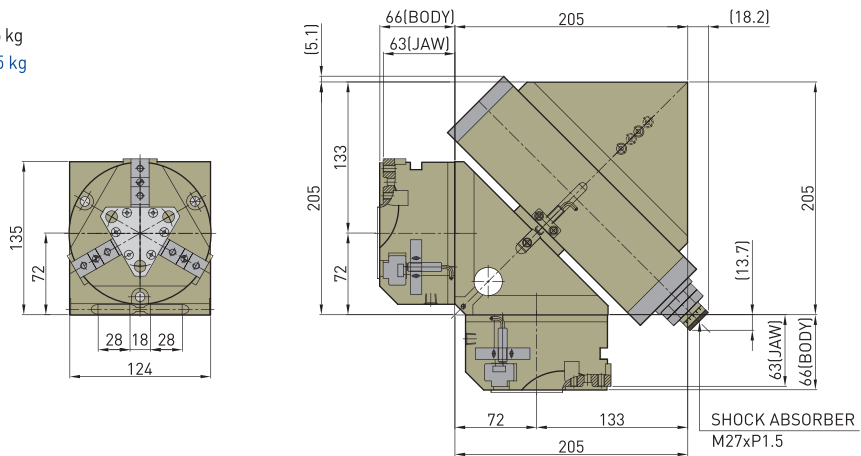
SSUC-50-50

동봉오링 = S-14x12개
 Enclosed O-ring = S-14x12개



SSUC50-50+AF46-95-BP

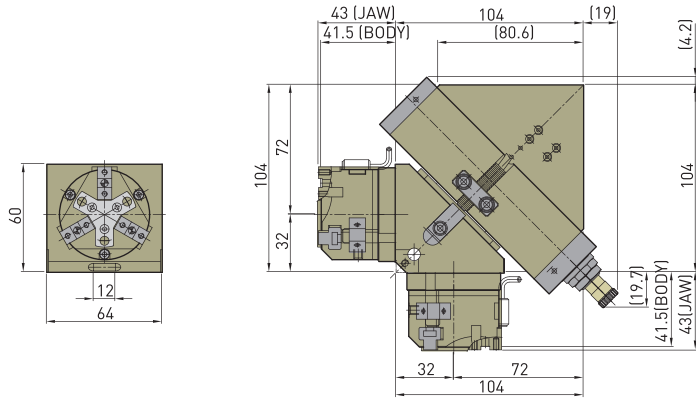
공작물의 중량 = 15 kg
 Work Weight = 15 kg



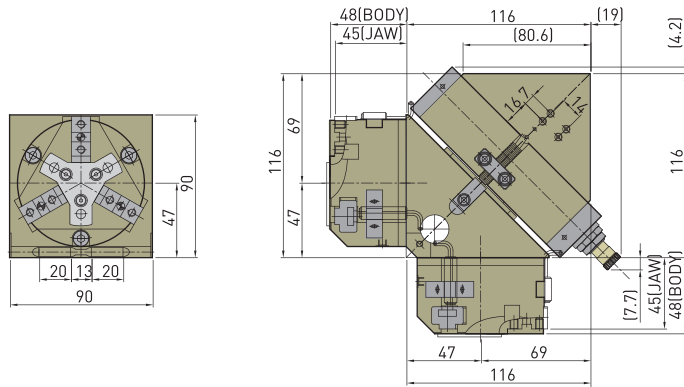
※ 표준 ASS'Y를 권장하며 부득이한 경우에만 사전 협의후 사용하시기 바랍니다
 We recommend you to use the standard assembly.
 Only in an unavoidable case, use it subject to consultation with us in advance.

SRJ(N)
SDRJ
RJC
RTU
SSU
MSRJ

SSUA25-20+AF46-30-BP ASS'Y



SSUA25-30+AF46-55-BP ASS'Y



SSUA30-20+AF46-30-BP ASS'Y

